



Agenda Item # 10.f
Date 7-27-2019

DODGE COUNTY BOARD OF SUPERVISORS
FREMONT, NE
COMMUNITY DEVELOPMENT

2019 JUL -8 PM 12:38

RECEIVED

Dodge County Board of Supervisors
Dodge Cty. Courthouse
435 N. Park
Fremont, NE 68025

Dear Sirs:

Please find enclosed the completed monthly report sheets of the LifeHouse Pantry for the month ending June, 2019.

If you have any questions, call us at 402-727-6884.

Sincerely,

Steve Prescott
LifeHouse Stability Support Pantry – Whse. Coord.

**Nebraska Department of Public Welfare
Emergency Services Program
Monthly Report Form**

Grantee: LifeHouse formerly Low Income Ministry

Month Ending: June 30, 2019

Person Preparing This Report: Lyndsay Osborn, Chief Operating & Programming Officer

Number of Households and Number of Persons Served during Month of: June 2019


Nutrition (Food Pantry):

	<u>Current</u>		<u>Year to Date</u>
Households	<u>202</u>	Households	<u>1,203</u>
Persons	<u>625</u>	Persons	<u>3,285</u>
New Households	<u>34</u>	New Households	<u>142</u>
Baby Food	<u>1</u>	Baby Food	<u>6</u>

Communities Served in Dodge County:

Ames	<u>1</u>	Ames	<u>7</u>
Dodge	<u>2</u>	Dodge	<u>14</u>
Fremont	<u>176</u>	Fremont	<u>1,059</u>
Hooper	<u>3</u>	Hooper	<u>25</u>
Nickerson	<u>3</u>	Nickerson	<u>14</u>
North Bend	<u>3</u>	North Bend	<u>11</u>
Scribner	<u>6</u>	Scribner	<u>28</u>
Snyder	<u>0</u>	Snyder	<u>0</u>
Uehling	<u>2</u>	Uehling	<u>9</u>
Winslow	<u>0</u>	Winslow	<u>2</u>
Arlington	<u>2</u>	Arlington	<u>9</u>
Washington	<u>0</u>	Washington	<u>0</u>
Kennard	<u>0</u>	Kennard	<u>0</u>
Leshara	<u>0</u>	Leshara	<u>0</u>
Cedar Bluffs	<u>3</u>	Cedar Bluffs	<u>22</u>
Yutan	<u>0</u>	Yutan	<u>0</u>
Morse Bluff	<u>0</u>	Morse Bluff	<u>0</u>
Mead	<u>0</u>	Mead	<u>2</u>
Colon	<u>0</u>	Colon	<u>0</u>
Other	<u>1</u>	Other	<u>1</u>
<u>Total</u>	<u>202</u>	<u>Total</u>	<u>1,303</u>

Signature of Principal Official:



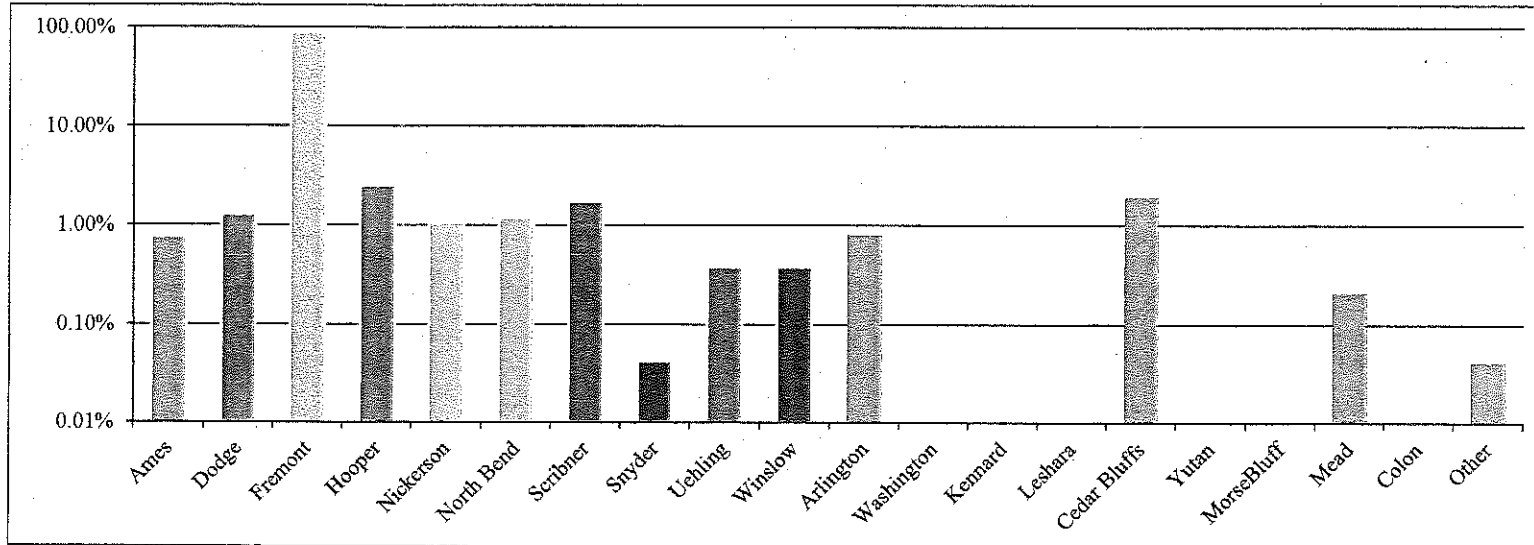
Lyndsay Osborn, Chief Operating & Programming Officer

2018/2019 Food Pantry Households By Persons, Children & Households

		August	September	October	November	December	January	February	March	April	May	June	July	Total
Ames	Persons	4	4	6	8	2	6	5	0	0	2	2		39
	Children	2	2	2	4	1	4	2	0	0	1	1		19
	Households	2	2	3	3	1	2	3	0	0	1	1		18
Dodge	Persons	18	2	12	15	8	11	13	0	5	4	10		98
	Children	8	0	4	2	2	4	2	0	0	1	4		27
	Households	3	1	3	6	3	4	5	0	2	1	2		30
Fremont	Persons	616	519	610	646	523	451	537	388	388	555	530		5,763
	Children	249	201	249	228	200	163	189	119	116	168	209		2,091
	Households	205	176	209	245	181	153	213	156	142	219	176		2,075
Hooper	Persons	42	24	35	18	18	8	23	12	4	18	9		211
	Children	20	10	14	9	5	2	11	7	0	9	3		90
	Households	10	7	9	4	5	2	7	2	2	9	3		60
Nickerson	Persons	12	7	12	8	6	20	9	3	4	9	18		108
	Children	4	1	3	4	0	5	4	0	1	5	7		34
	Households	3	2	3	1	2	5	1	1	1	3	3		25
North Bend	Persons	3	1	17	24	10	14	6	1	0	1	10		87
	Children	2	0	8	12	5	7	4	0	0	0	5		43
	Households	1	1	5	6	4	4	2	1	0	1	3		28
Scribner	Persons	7	8	8	12	8	17	14	18	6	9	21		128
	Children	1	5	4	5	4	6	6	10	1	2	8		52
	Households	3	2	2	4	2	5	4	5	3	5	6		41
Snyder	Persons	0	0	0	2	0	0	0	0	0	0	0		2
	Children	0	0	0	0	0	0	0	0	0	0	0		0
	Households	0	0	0	1	0	0	0	0	0	0	0		1
Uehling	Persons	0	0	0	0	0	8	12	0	2	4	8		34
	Children	0	0	0	0	0	2	6	0	0	6	1		15
	Households	0	0	0	0	0	2	2	0	1	2	2		9
Winslow	Persons	6	3	4	5	5	3	3	0	0	0	0		29
	Children	2	1	0	3	3	1	1	0	0	0	0		11
	Households	2	1	2	1	1	1	1	0	0	0	0		9
Arlington	Persons	8	3	2	8	5	1	6	2	2	2	6		45
	Children	4	1	0	3	1	0	0	0	0	0	1		10
	Households	2	1	1	4	2	1	3	1	1	1	2		19
Washington	Persons	0	0	0	0	0	0	0	0	0	0	0		0
	Children	0	0	0	0	0	0	0	0	0	0	0		0
	Households	0	0	0	0	0	0	0	0	0	0	0		0
Kennard	Persons	0	0	0	0	0	0	0	0	0	0	0		0
	Children	0	0	0	0	0	0	0	0	0	0	0		0
	Households	0	0	0	0	0	0	0	0	0	0	0		0
Leshara	Persons	0	0	0	0	0	0	0	0	0	0	0		0
	Children	0	0	0	0	0	0	0	0	0	0	0		0
	Households	0	0	0	0	0	0	0	0	0	0	0		0
Cedar Bluffs	Persons	9	6	12	13	16	5	10	15	10	7	8		111
	Children	6	0	4	3	9	1	3	6	3	2	3		40
	Households	2	5	6	6	5	3	4	5	4	3	3		46
Yutan	Persons	0	0	0	0	0	0	0	0	0	0	0		0
	Children	0	0	0	0	0	0	0	0	0	0	0		0
	Households	0	0	0	0	0	0	0	0	0	0	0		0
MorseBluff	Persons	0	0	0	0	0	0	0	0	0	0	0		0
	Children	0	0	0	0	0	0	0	0	0	0	0		0
	Households	0	0	0	0	0	0	0	0	0	0	0		0
Mead	Persons	0	6	5	0	5	0	5	0	0	2	0		23
	Children	0	3	3	0	3	0	3	0	0	3	0		15
	Households	0	1	1	0	1	0	1	0	0	1	0		5
Colon	Persons	0	0	0	0	0	0	0	0	0	0	0		0
	Children	0	0	0	0	0	0	0	0	0	0	0		0
	Households	0	0	0	0	0	0	0	0	0	0	0		0
Other	Persons	0	0	0	0	0	0	0	0	0	0	3		3
	Children	0	0	0	0	0	0	0	0	0	0	2		2
	Households	0	0	0	0	0	0	0	0	0	0	1		1
Total	Persons	725	583	723	759	606	544	643	439	421	613	625		6,681
	Children	298	224	291	273	233	195	231	142	121	197	244		2,449
	Households	233	199	244	281	207	182	246	171	156	246	202		2,367

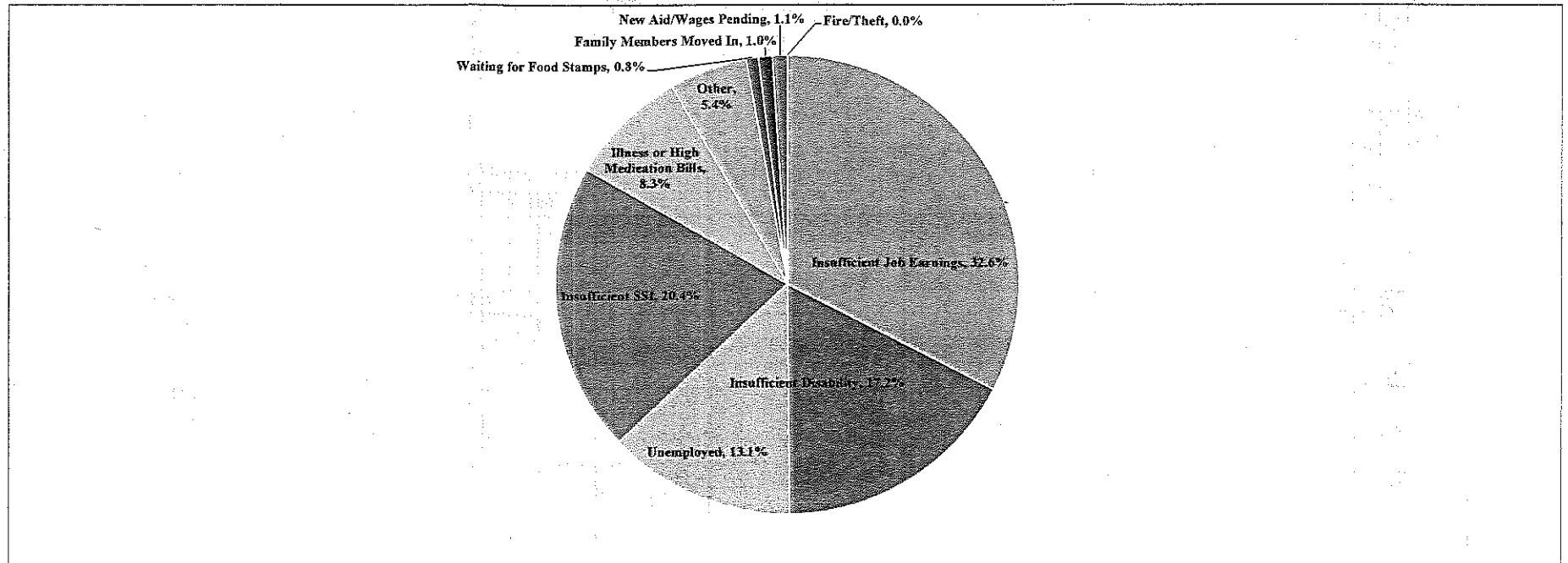
2018/2019 Food Pantry Households By Community

	August	September	October	November	December	January	February	March	April	May	June	July	Total
Ames	2	2	3	3	1	2	3	0	0	1	1		18
Dodge	3	1	3	6	3	4	5	0	2	1	2		30
Fremont	205	176	209	245	181	153	213	156	142	219	176		2,075
Hooper	10	7	9	4	5	2	7	2	2	9	3		60
Nickerson	3	2	3	1	2	5	1	1	1	3	3		25
North Bend	1	1	5	6	4	4	2	1	0	1	3		28
Scribner	3	2	2	4	2	5	4	5	3	5	6		41
Snyder	0	0	0	1	0	0	0	0	0	0	0		1
Uehling	0	0	0	0	0	2	2	0	1	2	2		9
Winslow	2	1	2	1	1	1	1	0	0	0	0		9
Arlington	2	1	1	4	2	1	3	1	1	1	2		19
Washington	0	0	0	0	0	0	0	0	0	0	0		0
Kennard	0	0	0	0	0	0	0	0	0	0	0		0
Leshara	0	0	0	0	0	0	0	0	0	0	0		0
Cedar Bluffs	2	5	6	6	5	3	4	5	4	3	3		46
Yutan	0	0	0	0	0	0	0	0	0	0	0		0
MorseBluff	0	0	0	0	0	0	0	0	0	0	0		0
Mead	0	1	1	0	1	0	1	0	0	1	0		5
Colon	0	0	0	0	0	0	0	0	0	0	0		0
Other	0	0	0	0	0	0	0	0	0	0	1		1
Total	233	199	244	281	207	182	246	171	156	246	202		2,367



2018/2019 Reasons For Requesting Food Box

	August	September	October	November	December	January	February	March	April	May	June	July	Total
Insufficient Job Earnings	85	82	103	89	72	66	63	38	48	62	63		771
Insufficient Disability	33	25	33	49	38	38	46	29	36	41	40		408
Insufficient SSI	45	43	53	58	42	36	57	38	25	50	37		484
Waiting for Food Stamps to be processed	4	1	0	1	2	0	3	3	0	3	3		20
New Aid/Wages pending	2	4	1	4	4	0	2	1	2	3	2		25
Unemployed	32	16	25	39	18	22	41	28	16	49	25		311
Illness or High Medication Bills	16	17	17	26	25	11	20	15	11	24	14		196
Fire/Theft	0	0	0	0	0	0	0	0	0	0	0		0
Family Members moved in	3	1	2	2	0	2	3	5	0	1	4		23
Other	13	10	10	13	6	7	11	14	18	13	14		129
Total	233	199	244	281	207	182	246	171	156	246	202		2,367



2018/2019 Monthly Pantry Report

	Households	Box Size	Value Per Box	Total Value	Year To Date
August	10	X-Large (7+)	\$253.00	\$2,530.00	\$2,530.00
	48	Large (5-6)	\$203.00	\$9,744.00	\$9,744.00
	73	Medium (3-4)	\$148.00	\$10,804.00	\$10,804.00
	45	Couple (2)	\$118.00	\$5,310.00	\$5,310.00
	57	Single (1)	\$85.00	\$4,845.00	\$4,845.00
	4	Baby Food	\$14.00	\$56.00	\$56.00
	233			\$33,289.00	\$33,289.00
September	6	X-Large (7+)	\$253.00	\$1,518.00	\$4,048.00
	41	Large (5-6)	\$203.00	\$8,323.00	\$18,067.00
	54	Medium (3-4)	\$148.00	\$7,992.00	\$18,796.00
	43	Couple (2)	\$118.00	\$5,074.00	\$10,384.00
	55	Single (1)	\$85.00	\$4,675.00	\$9,520.00
	4	Baby Food	\$14.00	\$56.00	\$112.00
	199			\$27,638.00	\$60,927.00
October	11	X-Large (7+)	\$253.00	\$2,783.00	\$6,831.00
	47	Large (5-6)	\$203.00	\$9,541.00	\$27,608.00
	64	Medium (3-4)	\$148.00	\$9,472.00	\$28,268.00
	51	Couple (2)	\$118.00	\$6,018.00	\$16,402.00
	71	Single (1)	\$85.00	\$6,035.00	\$15,555.00
	1	Baby Food	\$14.00	\$14.00	\$126.00
	244			\$33,863.00	\$94,790.00
November	10	X-Large (7+)	\$253.00	\$2,530.00	\$9,361.00
	51	Large (5-6)	\$203.00	\$10,353.00	\$37,961.00
	59	Medium (3-4)	\$148.00	\$8,732.00	\$37,000.00
	55	Couple (2)	\$118.00	\$6,490.00	\$22,892.00
	106	Single (1)	\$85.00	\$9,010.00	\$24,565.00
	1	Baby Food	\$14.00	\$14.00	\$140.00
	281			\$37,129.00	\$131,919.00
December	9	X-Large (7+)	\$253.00	\$2,277.00	\$11,638.00
	32	Large (5-6)	\$203.00	\$6,496.00	\$44,457.00
	67	Medium (3-4)	\$148.00	\$9,916.00	\$46,916.00
	42	Couple (2)	\$118.00	\$4,956.00	\$27,848.00
	57	Single (1)	\$85.00	\$4,845.00	\$29,410.00
	1	Baby Food	\$14.00	\$14.00	\$154.00
	207			\$28,504.00	\$160,423.00
January	10	X-Large (7+)	\$253.00	\$2,530.00	\$14,168.00
	31	Large (5-6)	\$203.00	\$6,293.00	\$50,750.00
	47	Medium (3-4)	\$148.00	\$6,956.00	\$53,872.00
	50	Couple (2)	\$118.00	\$5,900.00	\$33,748.00
	44	Single (1)	\$85.00	\$3,740.00	\$33,150.00
	1	Baby Food	\$14.00	\$14.00	\$168.00
	182			\$25,433.00	\$185,856.00

2018/2019 Monthly Pantry Report

February	10	X-Large (7+)	\$253.00	\$2,530.00	\$16,698.00
	40	Large (5-6)	\$203.00	\$8,120.00	\$58,870.00
	48	Medium (3-4)	\$148.00	\$7,104.00	\$60,976.00
	48	Couple (2)	\$118.00	\$5,664.00	\$39,412.00
	100	Single (1)	\$85.00	\$8,500.00	\$41,650.00
	1	Baby Food	\$14.00	\$14.00	\$182.00
	246			\$31,932.00	\$217,788.00
March	6	X-Large (7+)	\$253.00	\$1,518.00	\$18,216.00
	22	Large (5-6)	\$203.00	\$4,466.00	\$63,336.00
	42	Medium (3-4)	\$148.00	\$6,216.00	\$67,192.00
	42	Couple (2)	\$118.00	\$4,956.00	\$44,368.00
	59	Single (1)	\$85.00	\$5,015.00	\$46,665.00
	1	Baby Food	\$14.00	\$14.00	\$196.00
	171			\$22,185.00	\$239,973.00
April	6	X-Large (7+)	\$253.00	\$1,518.00	\$19,734.00
	25	Large (5-6)	\$203.00	\$5,075.00	\$68,411.00
	29	Medium (3-4)	\$148.00	\$4,292.00	\$71,484.00
	47	Couple (2)	\$118.00	\$5,546.00	\$49,914.00
	49	Single (1)	\$85.00	\$4,165.00	\$50,830.00
	0	Baby Food	\$14.00	\$0.00	\$196.00
	156			\$20,596.00	\$260,569.00
May	11	X-Large (7+)	\$253.00	\$2,783.00	\$22,517.00
	27	Large (5-6)	\$203.00	\$5,481.00	\$73,892.00
	55	Medium (3-4)	\$148.00	\$8,140.00	\$79,624.00
	50	Couple (2)	\$118.00	\$5,900.00	\$55,814.00
	103	Single (1)	\$85.00	\$8,755.00	\$59,585.00
	2	Baby Food	\$14.00	\$28.00	\$224.00
	246			\$31,087.00	\$291,656.00
June	10	X-Large (7+)	\$253.00	\$2,530.00	\$25,047.00
	41	Large (5-6)	\$203.00	\$8,323.00	\$82,215.00
	53	Medium (3-4)	\$148.00	\$7,844.00	\$87,468.00
	50	Couple (2)	\$118.00	\$5,900.00	\$61,714.00
	48	Single (1)	\$85.00	\$4,080.00	\$63,665.00
	1	Baby Food	\$14.00	\$14.00	\$238.00
	202			\$28,691.00	\$320,347.00
July		X-Large (7+)	\$253.00	\$0.00	\$25,047.00
		Large (5-6)	\$203.00	\$0.00	\$82,215.00
		Medium (3-4)	\$148.00	\$0.00	\$87,468.00
		Couple (2)	\$118.00	\$0.00	\$61,714.00
		Single (1)	\$85.00	\$0.00	\$63,665.00
		Baby Food	\$14.00	\$0.00	\$238.00
	0			\$0.00	\$320,347.00